

Contour 21 Washbasin 50cm No Taphole No Chainstay Hole or Overflow - General Use

ILLUSTRATED

- S2154** Contour 21 back outlet washbasin, 50cm, no tapholes, no overflow, no chainstay hole
- A6243** Markwik 21 integral thermostat, demountable panel mixer, single sequential lever, detachable spout and Armitage Bioguard outlet fitted
- S8750** Waste 1¼" outlet adaptor for all Contour back outlet washbasins
- S8920** Trap 1¼" plastic resealing bottle, 75mm seal, multi-purpose outlet
- S9112** Concealed hangers pressed Steel, toggle bolts and clips for Contour washbasins

ILLUSTRATED PRODUCT DETAILS

Sizes

S2154 w:50 x d:40

Weights

S2154 12.84 KG

A6243 4.00 KG

S8750 0.17 KG

S8920 2.00 KG

S9112 0.47 KG

Materials

S2154 Vitreous China


A6243 Chrome Plated Brass

S8750 Plastic


S8920 Plastic


S9112 Metal


Finishes

S2154  White (01)

A6243  Chrome (AA)

S8750  Neutral / No Finish (67)

S8920  Neutral / No Finish (67)

S9112  Neutral / No Finish (67)

Flow rates

A6243 7.5 Litres per minute @ 3 bar pressure

Designer

Robin Levien, RDI

Standards

Vitreous china to BS 3402

Special Notes

Suggested rim heights; 780-800 for ambulant users 680-700 for wheelchair users. Washbasin panel mounted using S9112 hangers, toggle bolts & clips. Toggle bolts and outlet adaptor suitable for maximum panel thickness of 18mm

